

January 2022

# Fiddler Crab data - Installation

by Feuna Russ

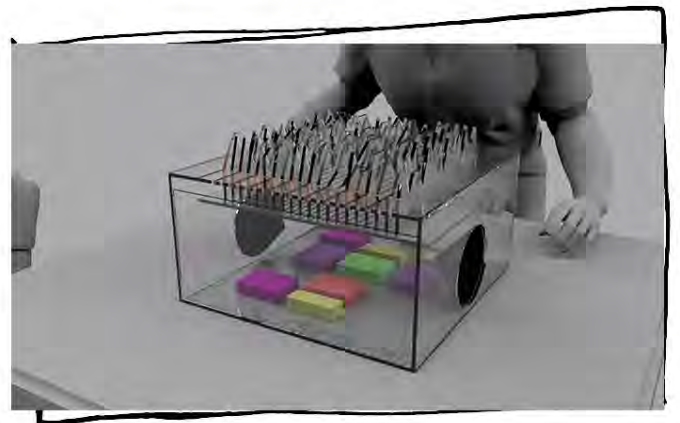
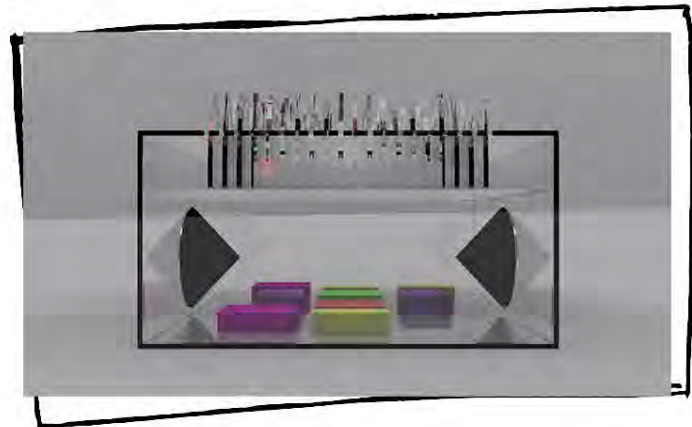
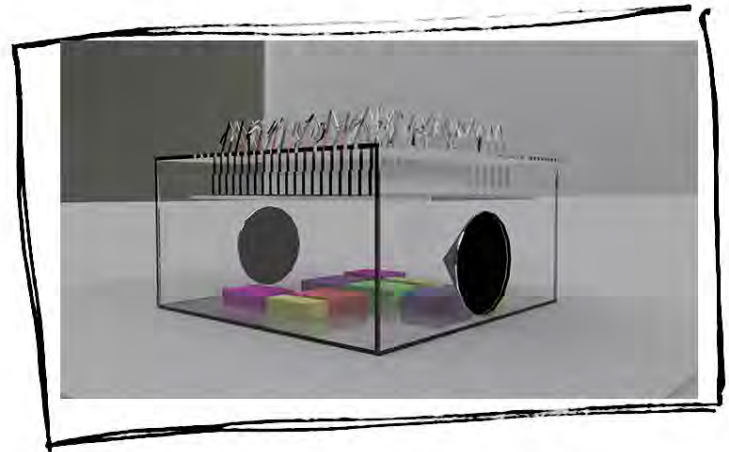
This work is an interactive installation.

For this work, the data of the signature wave of fiddler crabs were used as data.

A wave is the movement of the the male's claw to attract a female. This movement varies from species to species. Also looks slightly different within a species. It is comparable to a signature. Because this movement and the representation of the graphs of the data was so formative, I wanted to present this in an artwork. To make this work accessible to as many people as possible, I have divided the installation into three parts: an auditory, tactile and a visual part.

The method of audification is used for the auditory part. Audification is an auditory display technique for representing a sequence of data values as sounds.

For the haptic part, the graphs were cut out of plexiglass. So the visitor can close his/her eyes and put his/her finger on the graph and move and feel the difference of the waves.



The visual part allows you to examine and compare the waves standing one behind the other. The sound is also visually supported by LED lights. Light works here as an indicator.

The entire installation plays with different senses.

The installation also shows the work of the scientists through the materials. This work is intended to give an insight into the work of the scientists. The technology that is made visible through plexiglass stands for working with sensors, cables and cameras. Nature meets technology and a collaboration is born.



Contact:  
Felina Russ  
felina.russ@merz-akademie.de  
www.felinaruss.de